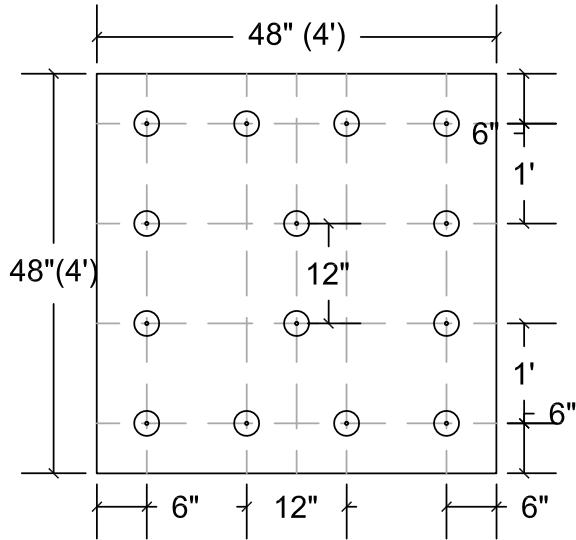
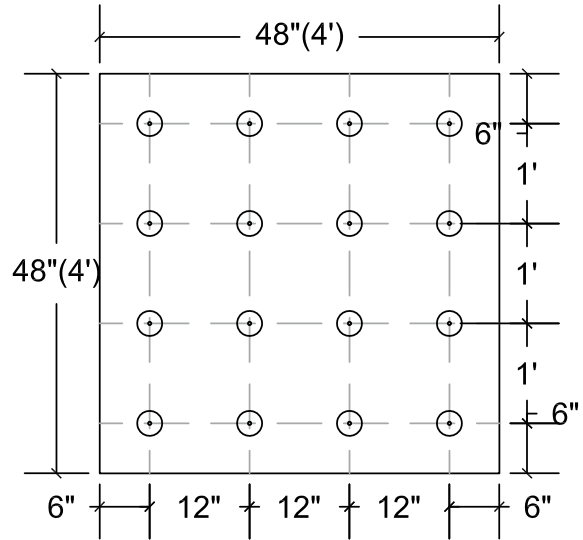


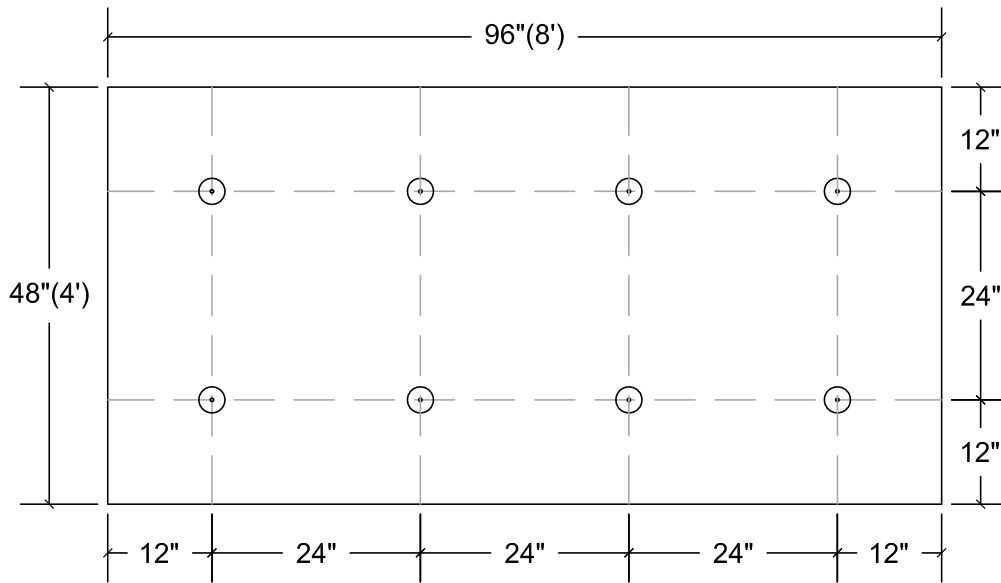
FASTENING PATTERNS FOR 4 X 4 & 4 X 8 INSULATION



14 FASTENERS PER 4 X 4



16 FASTENERS PER 4 X 4



8 FASTENERS PER 4 X 8

NOTES:

1. THE FOLLOWING PATTERNS ARE PROVIDED AS GUIDELINES FOR FASTENER PLACEMENT ON FULLY ADHERED IB ROOF SYSTEMS.
2. IT IS UP TO THE SPECIFIER OR DESIGN PROFESSIONAL TO COMPARE TESTED FULLY ADHERED IB SYSTEMS AND USE THE APPROPRIATE FASTENING PATTERN.
3. PERIMETER AND CORNER ZONES CAN BE EXTRAPOLATED ON SYSTEMS UP TO A FIELD PRESSURE OF -52.5 PSF.
4. PERIMETER AND CORNER ZONES ON FM INSURED PROJECTS MUST BE EXTRAPOLATED PER FM I-18 AND I-29 LOSS PREVENTION DATA SHEETS.
5. AN APPROVED COVER-BOARD IS REQUIRED FOR NON-FOIL FACED EPS AND XEPS INSULATIONS AND NON-GLASS RIGID INSULATIONS.

PROJECT NAME:

TITLE:

**FA-6 FASTENING PATTERNS FOR
4 X 4 & 4 X 8 INSULATION**

** Click here to link to the AutoCAD™ drawing*

SCALE: NTS

APPROVED BY:

DRAWN BY: A.SCHWAB

PLOT DATE: 11-08
REV: AS 11-08